

Sheets Folder

SS1A

Reliable

Fast

Precise



Reliable

Best seller model of sheets folder

This machine combines high performance, superior maintainability, and ease of use.

**Top side up
fold dedicated**

Fast

Improve productivity by high-speed finishing!

Simple operation. Even the case to change the conveyor speed, no tuning of folding parameter is required.

SS1A is the dedicated machine for the top side-up fold. The top surface at the time of feeding becomes the top surface of the finished products.

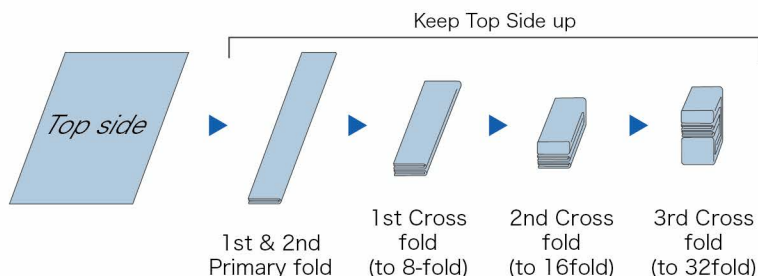
Precise

Up to 32 folds available

4 different folding patterns can be selected according to the purpose.

Applicable size : MaxW 1,100~3,300mm × L 1,100~2,800mm^(3,300mm)
 Linens : Sheets・Duvet cover・Tablecloth, etc.
 Max. finish size : L 750mm / W 450mm / H 250mm

Folding patterns (Top side up dedicated)

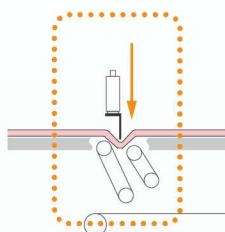


Precise

Finish with Precise and Finest fold

Wide range of linens, from thin to thick materials, can be finished beautifully thanks to the knife mechanism applied to all the folding process.

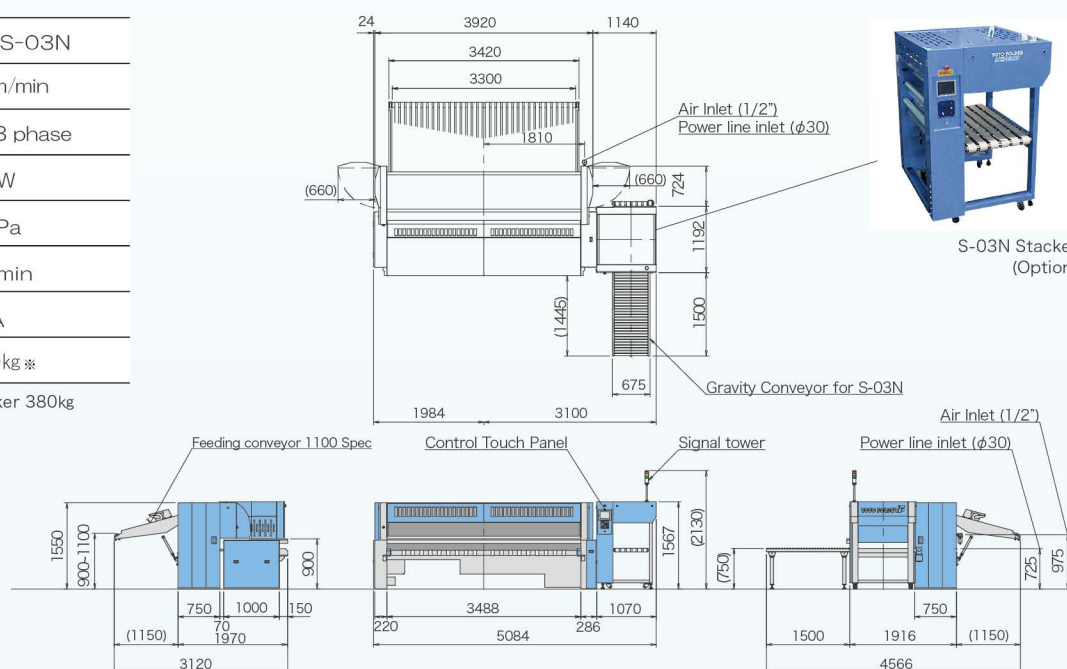
Image of Knife mechanism



Specification details

| | |
|----------------|------------------|
| Model | SS1A-33+S-03N |
| Conveyor Speed | 20~60m/min |
| Power | AC 200V, 3 phase |
| Capacity | 3.2 kW |
| Air | Press. 0.5MPa |
| Cons. | 210L/min |
| Breaker | 20A |
| Mass | 1980kg※ |

※Primary 900kg, Cross 700kg, S-03N Stacker 380kg
 ※S-03N stacker is OPTION.



TOTO FOLDER MANUFACTURING CO., LTD.

<https://www.totofolder.jp/en/>



Head Office 32-24, Maegami-cho, Kawaguchi city, Saitama 333-0843 ☎048-262-2838
 Kawagoe Factory 2-8-75, Yoshino-dai, Kawagoe city, Saitama 350-0833 ☎049-225-6125